

The image features a close-up of two soybean pods in silhouette against a bright, hazy sun. The pods are dark against the light background, showing their characteristic shape and the stem. The sun is a large, bright circle in the center-left, creating a lens flare effect. The overall scene is a field of soybeans at sunrise or sunset.

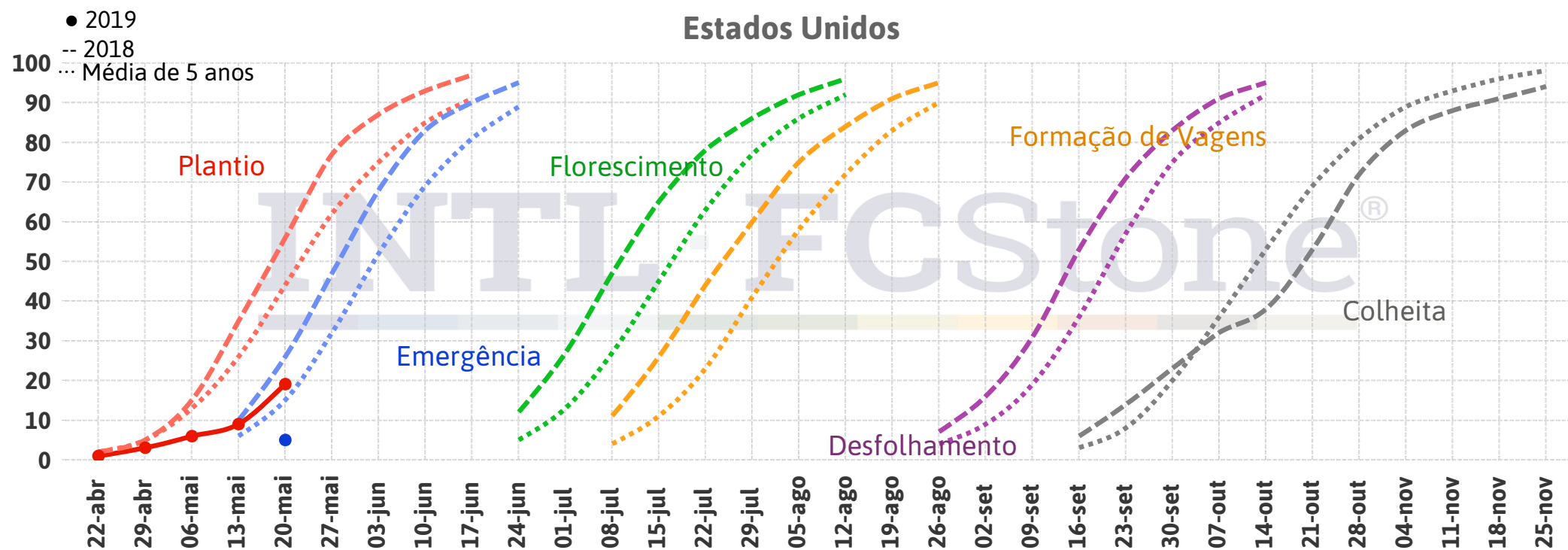
INTL · FCStone®

ACOMPANHAMENTO DE SAFRA – EUA

Soja

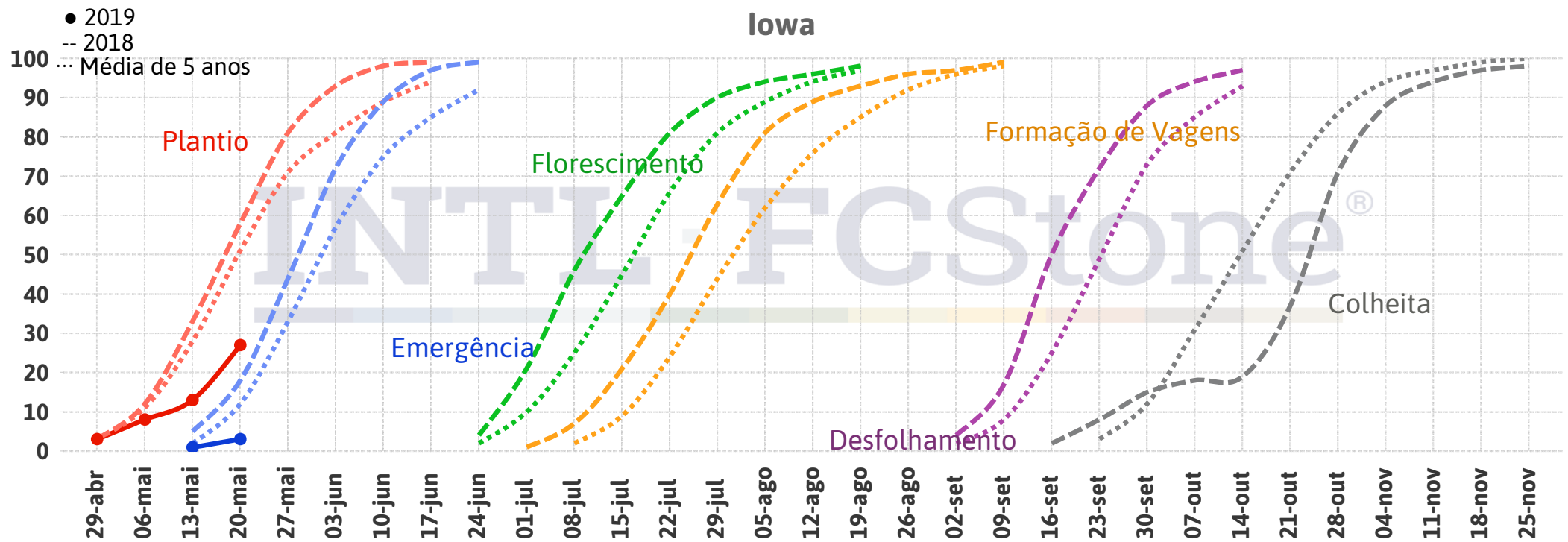
Ana Luiza Lodi
analuiza.lodi@intlfcstone.com

Progresso de Safra



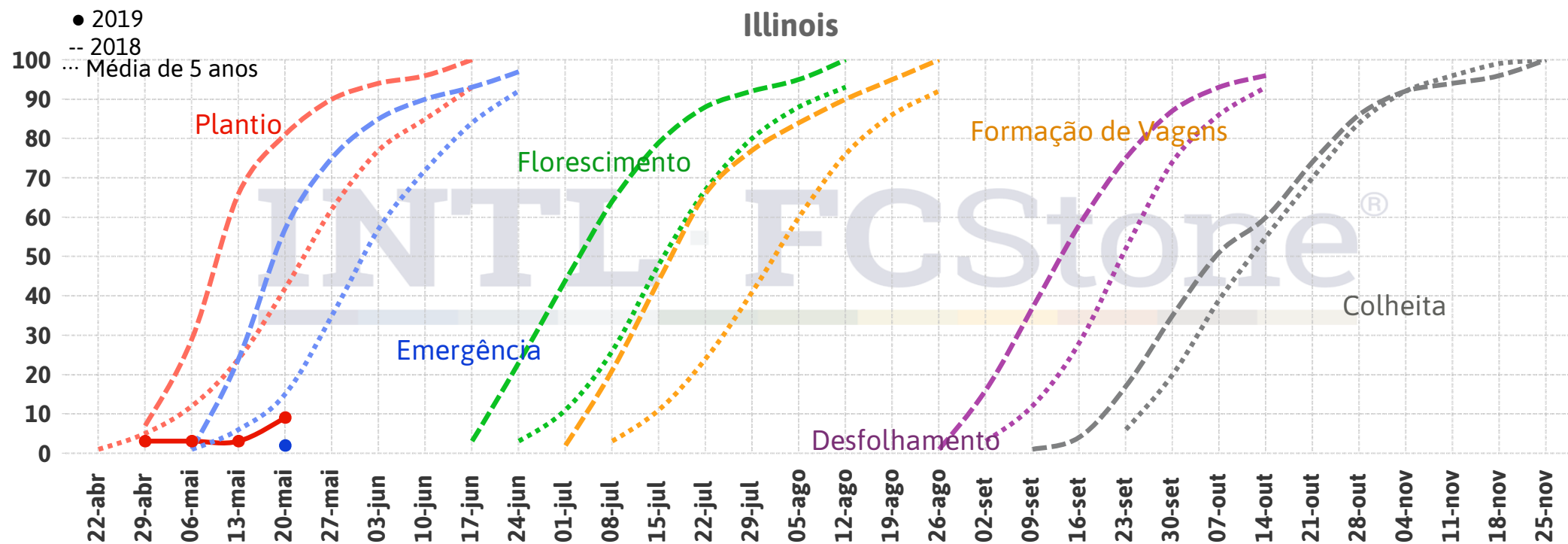
Fonte: USDA

Progresso de Safra



Fonte: USDA

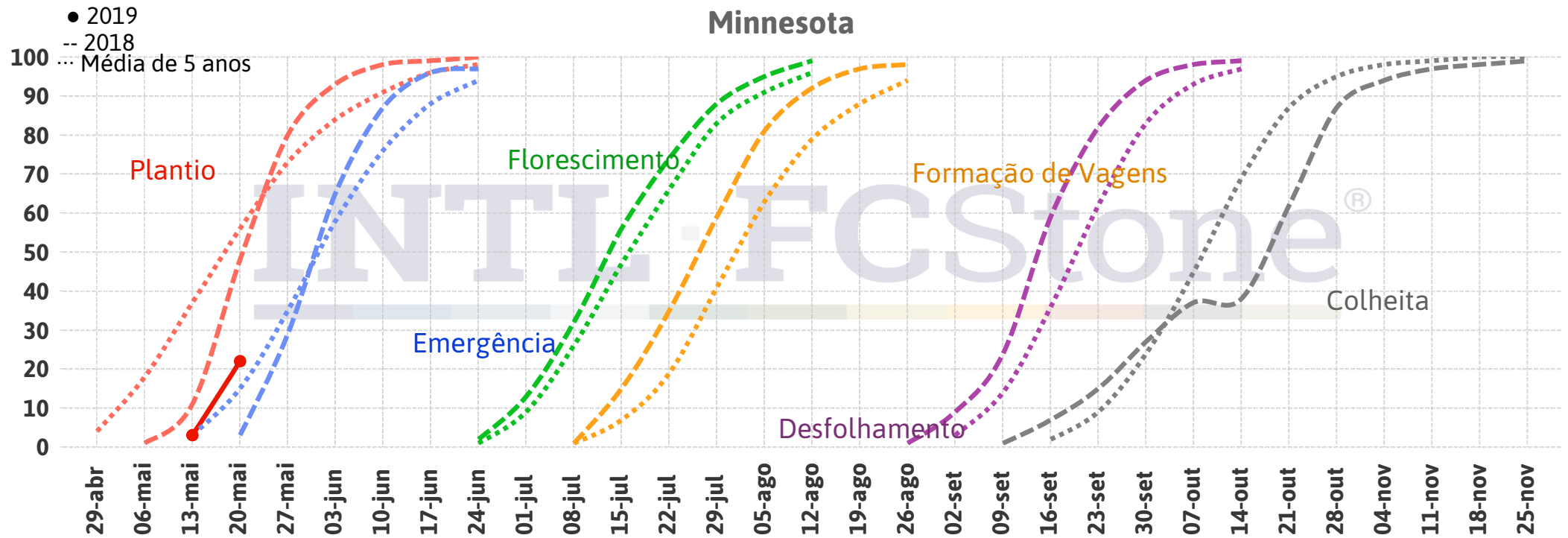
Progresso de Safra



Fonte: USDA

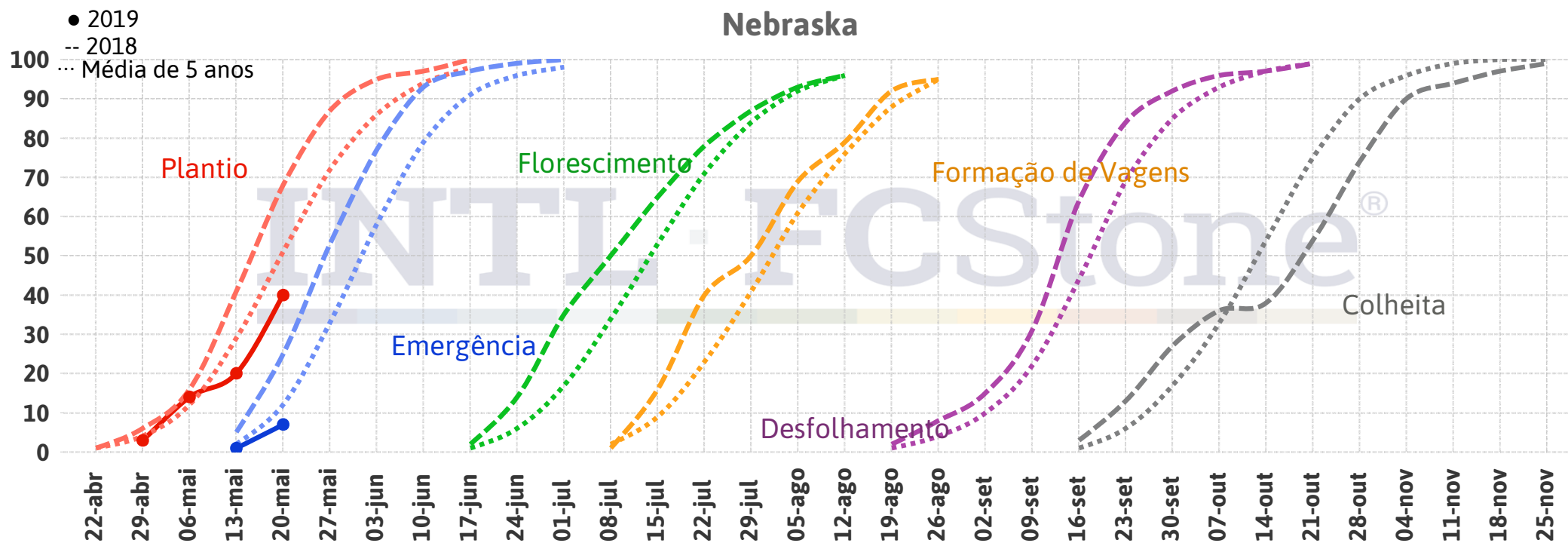


Progresso de Safra



Fonte: USDA

Progresso de Safra



Fonte: USDA



Plantio

	Semana	2018	Anterior	Atual	Média - 5 anos	% Área
Arkansas	19/05	78	21	31	65	4,05%
Illinois	19/05	79	3	9	51	11,91%
Indiana	19/05	70	2	6	43	6,86%
Iowa	19/05	54	13	27	55	11,01%
Kansas	19/05	47	7	17	29	5,51%
Kentucky	19/05	32	13	22	26	2,25%
Louisiana	19/05	92	53	67	85	1,48%
Michigan	19/05	27	3	10	31	2,42%
Minnesota	19/05	43	3	22	57	8,88%
Mississippi	19/05	82	33	45	80	2,47%
Missouri	19/05	58	5	9	38	6,63%
Nebraska	19/05	64	20	40	54	6,29%
Carolina do Norte	19/05	36	25	36	32	1,80%
Dakota do Norte	19/05	30	5	24	39	7,98%
Ohio	19/05	47	2	4	35	5,45%
Dakota do Sul	19/05	21	0	4	39	6,29%
Tennessee	19/05	47	20	31	37	1,80%
Wisconsin	19/05	30	4	12	35	2,47%
Total EUA	19/05	53	9	19	47	100,00%

Fonte: USDA

Emergência

	Semana	2018	Anterior	Atual	Média - 5 anos	% Área 2018
Arkansas	19/05	57	14	20	50	4,05%
Illinois	19/05	52	0	2	23	11,91%
Indiana	19/05	34	-	1	16	6,86%
Iowa	19/05	16	1	3	13	11,01%
Kansas	19/05	19	0	6	10	5,51%
Kentucky	19/05	11	-	8	9	2,25%
Louisiana	19/05	81	32	46	72	1,48%
Michigan	19/05	10	0	1	8	2,42%
Minnesota	19/05	3	-	0	13	8,88%
Mississippi	19/05	63	23	32	-	2,47%
Missouri	19/05	30	1	3	17	6,63%
Nebraska	19/05	22	1	7	14	6,29%
Carolina do Norte	19/05	20	10	18	15	1,80%
Dakota do Norte	19/05	1	-	0	6	7,98%
Ohio	19/05	19	-	0	12	5,45%
Dakota do Sul	19/05	2	-	0	6	6,29%
Tennessee	19/05	22	4	14	15	1,80%
Wisconsin	19/05	6	-	0	7	2,47%
Total EUA	19/05	24	-	5	17	100,00%

Fonte: USDA



INTL · FCStone®



FCStone do Brasil

Consultoria em Futuros e Commodities

Av. José Bonifácio Coutinho Nogueira, 150

Ala Oeste – Sala 203 – Jd. Madalena

CEP: 13.091-611

Campinas-SP

+55 19 2102 1300

www.intlfcstone.com.br/inteligencia