



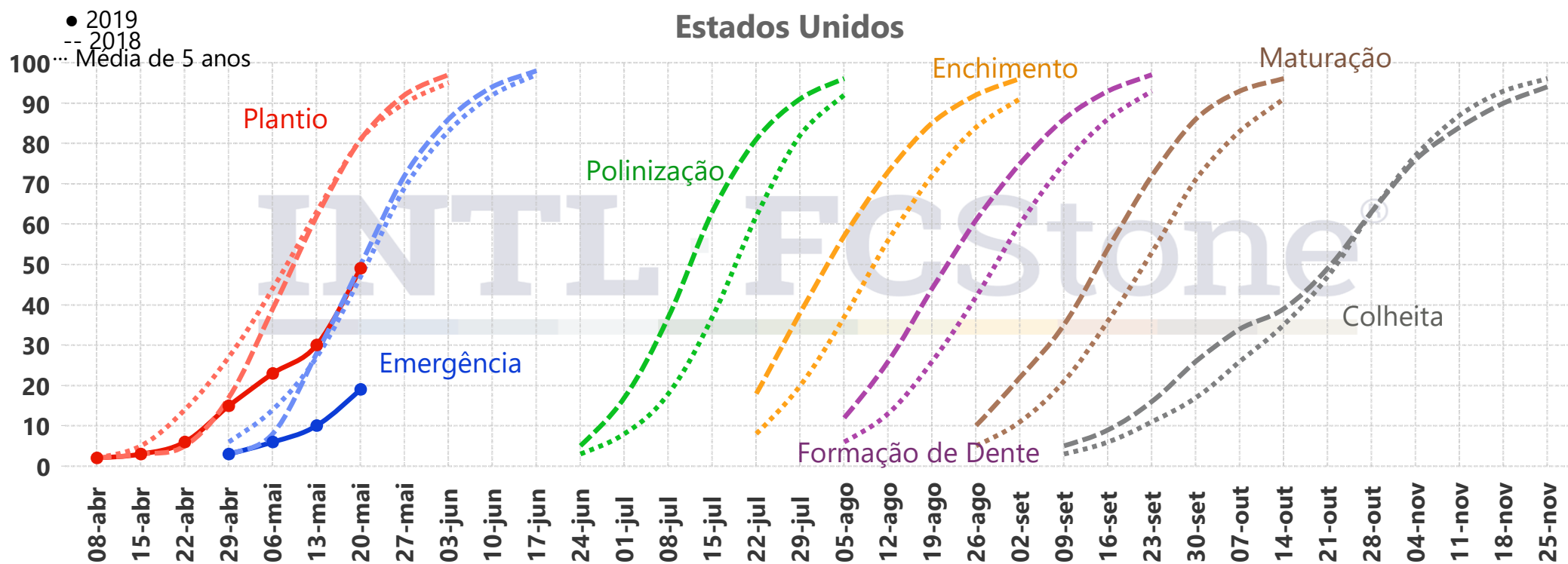
INTL · FCStone®

ACOMPANHAMENTO DE SAFRA - EUA

Milho

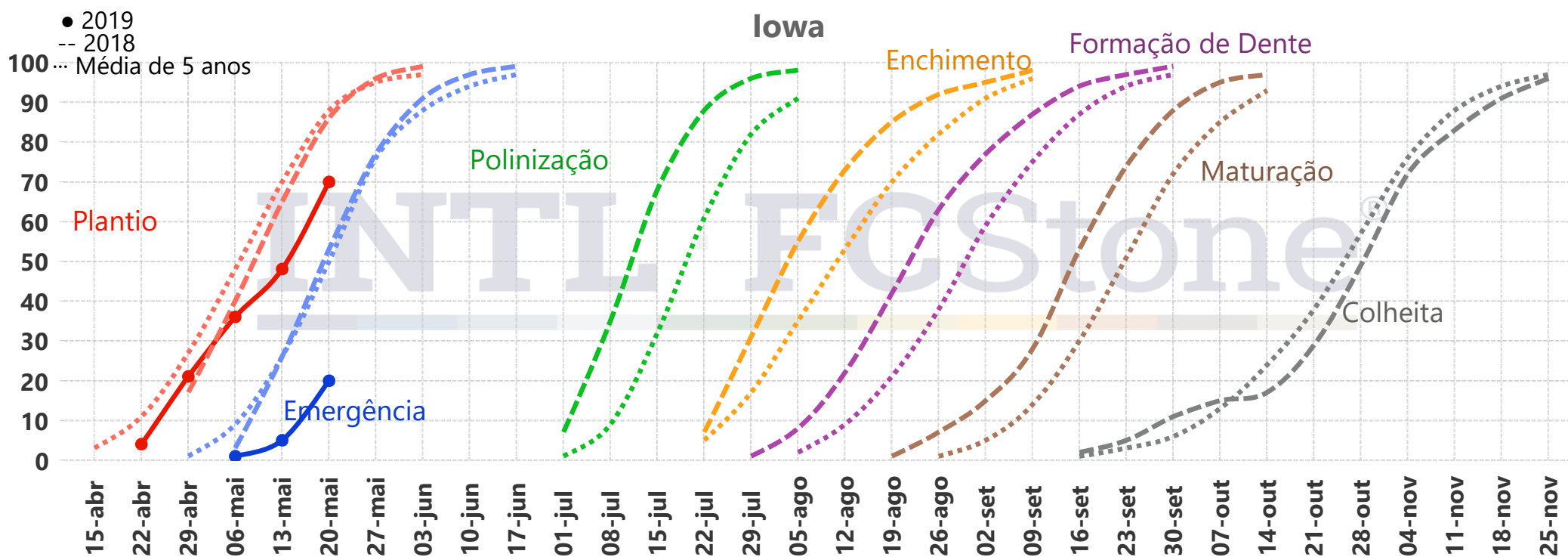
por Ana Luiza Lodi
analuiza.lodi@intlfcstone.com

Progresso de Safra



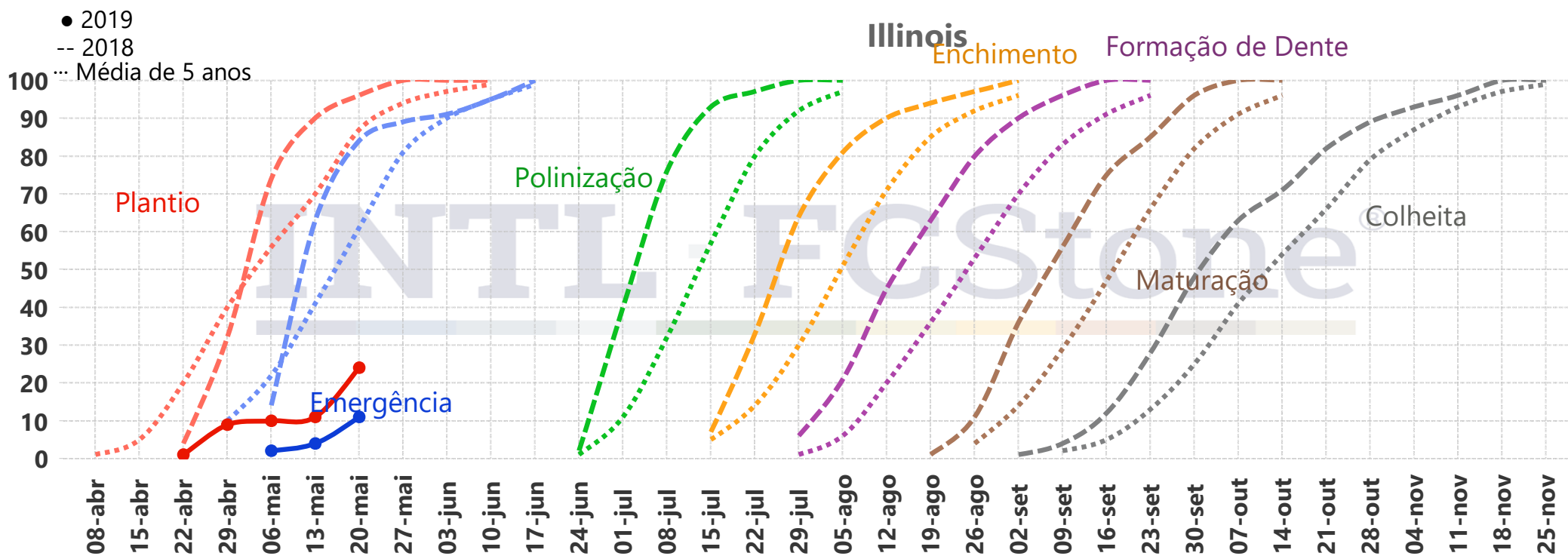
Fonte: USDA

Progresso de Safra



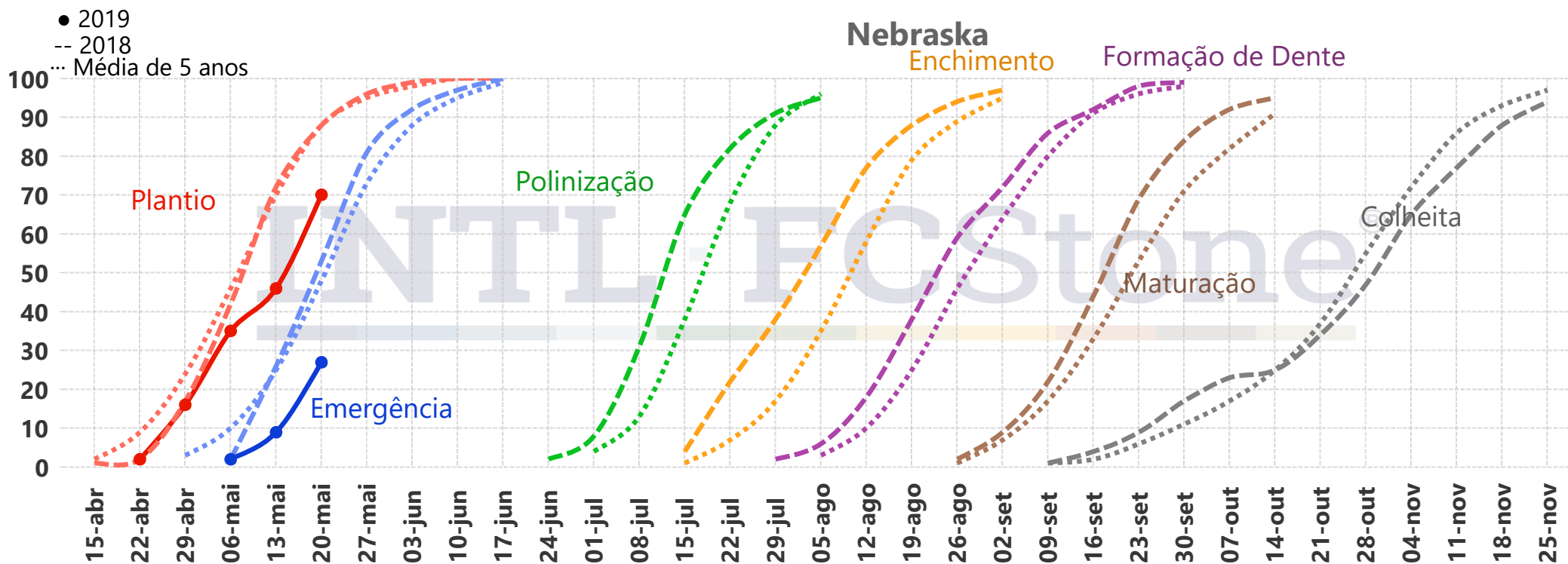
Fonte: USDA

Progresso de Safra



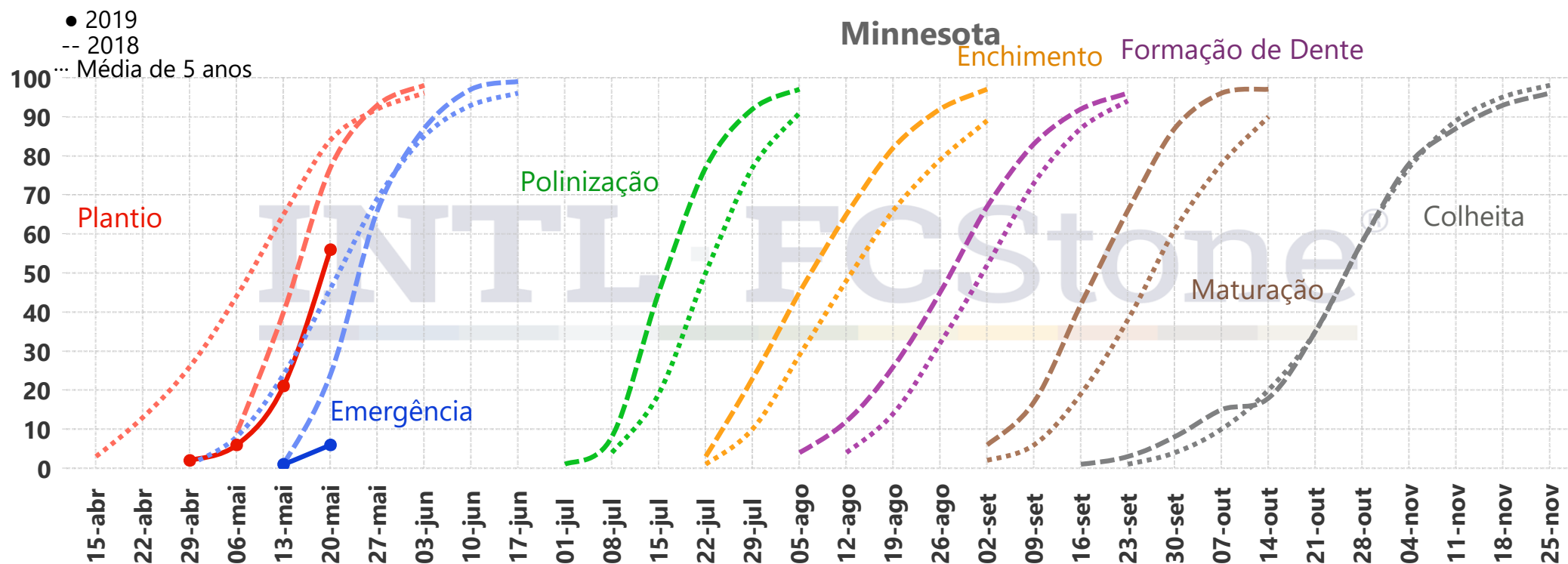
Fonte: USDA

Progresso de Safra



Fonte: USDA

Progresso de Safra



Fonte: USDA

Plantio

	Semana	2018	Anterior	Atual	Média - 5 anos	% Área
Carolina do Norte	19/05	95	88	93	95	1,02%
Colorado	19/05	63	39	63	69	1,70%
Dakota do Norte	19/05	58	11	42	63	3,46%
Dakota do Sul	19/05	60	4	19	76	6,48%
Illinois	19/05	95	11	24	89	12,50%
Indiana	19/05	86	6	14	73	5,79%
Iowa	19/05	83	48	70	89	15,11%
Kansas	19/05	80	46	61	80	5,79%
Kentucky	19/05	78	55	71	80	1,45%
Michigan	19/05	48	5	19	54	2,56%
Minnesota	19/05	72	21	56	83	8,52%
Missouri	19/05	95	52	62	92	3,86%
Nebraska	19/05	86	46	70	86	10,57%
Ohio	19/05	69	4	9	62	3,92%
Pensilvânia	19/05	34	26	42	55	1,56%
Tennessee	19/05	93	79	85	94	0,85%
Texas	19/05	87	75	92	84	2,73%
Wisconsin	19/05	52	14	35	65	4,37%
Total EUA	19/05	78	30	49	80	100,00%

Fonte: USDA

Emergência

	Semana	2018	Anterior	Atual	Média - 5 anos	% Área
Carolina do Norte	19/05	87	71	80	87	1,02%
Colorado	19/05	28	7	12	29	1,70%
Dakota do Norte	19/05	7	0	1	19	3,46%
Dakota do Sul	19/05	13	0	0	30	6,48%
Illinois	19/05	81	4	11	71	12,50%
Indiana	19/05	57	1	4	45	5,79%
Iowa	19/05	49	5	20	53	15,11%
Kansas	19/05	53	26	37	53	5,79%
Kentucky	19/05	49	37	50	57	1,45%
Michigan	19/05	20	0	1	21	2,56%
Minnesota	19/05	21	1	6	44	8,52%
Missouri	19/05	81	31	44	77	3,86%
Nebraska	19/05	49	9	27	49	10,57%
Ohio	19/05	41	1	3	35	3,92%
Pensilvânia	19/05	12	3	18	26	1,56%
Tennessee	19/05	76	57	72	78	0,85%
Texas	19/05	79	64	75	74	2,73%
Wisconsin	19/05	19	1	3	24	4,37%
Total EUA	19/05	47	10	19	49	100,00%

Fonte: USDA



INTL · FCStone®

FCStone do Brasil

Consultoria em Futuros e Commodities

Av. José Bonifácio Coutinho Nogueira, 150

Ala Oeste – Sala 203 – Jd. Madalena

CEP: 13.091-611

Campinas-SP

+55 19 2102 1300

www.intlfcstone.com.br/inteligencia